

PBF-1200-TS-CAB-1DR Modular Blast Chiller & Shock Freezer

BLAST CHILLER/FREEZER SPECIFICATIONS

The standard modular blast chiller and shock freezer solution includes the panel walk-in, controller, and evaporator. The high-capacity unit is well suited to a high-volume professional kitchen workflow, making it possible to improve your kitchen efficiency and food quality while staying within HACCP guidelines.

Standard features include an advanced touch screen controller with USB port, holding cycle (once your cycle is completed the unit automatically switches over to a cooler), a single point product core probe, and up to 99 customized recipe programs.

Touch screen controller



PBF1200-TS
P/N 5460

EVAPORATOR OUTSIDE DIMENSIONS

(per evaporator coil)

28.8" W x 16.67" D x 72.08" H

OUTPUT CHILLING CAPACITY*

1200 lbs within 90 minutes

OUTPUT FREEZING CAPACITY*

720 lbs in 240 minutes

OUTPUT THAWING CAPACITY*

0°F/38°F 240 lbs within 240 minutes

0°F/38°F 480 lbs within 480 minutes

0°F/38°F 720 lbs within 720 minutes

REFRIGERANT:

R448A as standard

HEAT LOAD BTU/HR:

120,030/-10°F SST/+95°F ambient

ELECTRICAL SUPPLY:

208/240 VAC, 1PH 30 Amp

30 A circuit, # 10 wire required

STANDARD FEATURES

- New advanced 7" Gorilla glass touch screen controller with USB port on easy-to-use control panel
- Holding cycle: automatically switches over to holding mode after each cycle is completed
- One single point product core probe registers product temperatures
- Meets the demands of HACCP guidelines for proper food chilling
- Automatic air defrost
- Evaporator is enclosed in a frame and cabinet
- Programmable controller with up to 99 customized options
- Electric thawing heaters

WARRANTY

- Three-year warranty on parts and labor
- Additional warranty for years 4-5 on compressor (parts only)

A COMPLETE SOLUTION

The package includes a PrepRite® walk-in, perfectly designed to fit your blast chiller/freezer needs. The walk-in is available with 1 or 2 doors, external ramp, 8" deep interior ramp designed to accommodate three roll-in racks at 32" x 32" x 74" each and features our exclusive anti-bacterial Sanisteel interior metal finish.

Condensing units for this walk-in blast chiller are available at additional cost. There are four condensing units available with this product:

PBF-1200-R448-CU-208/230

PBF-1200-R448-CU-460/3PH

PBF-1200-R404-CU-208/230/3PH

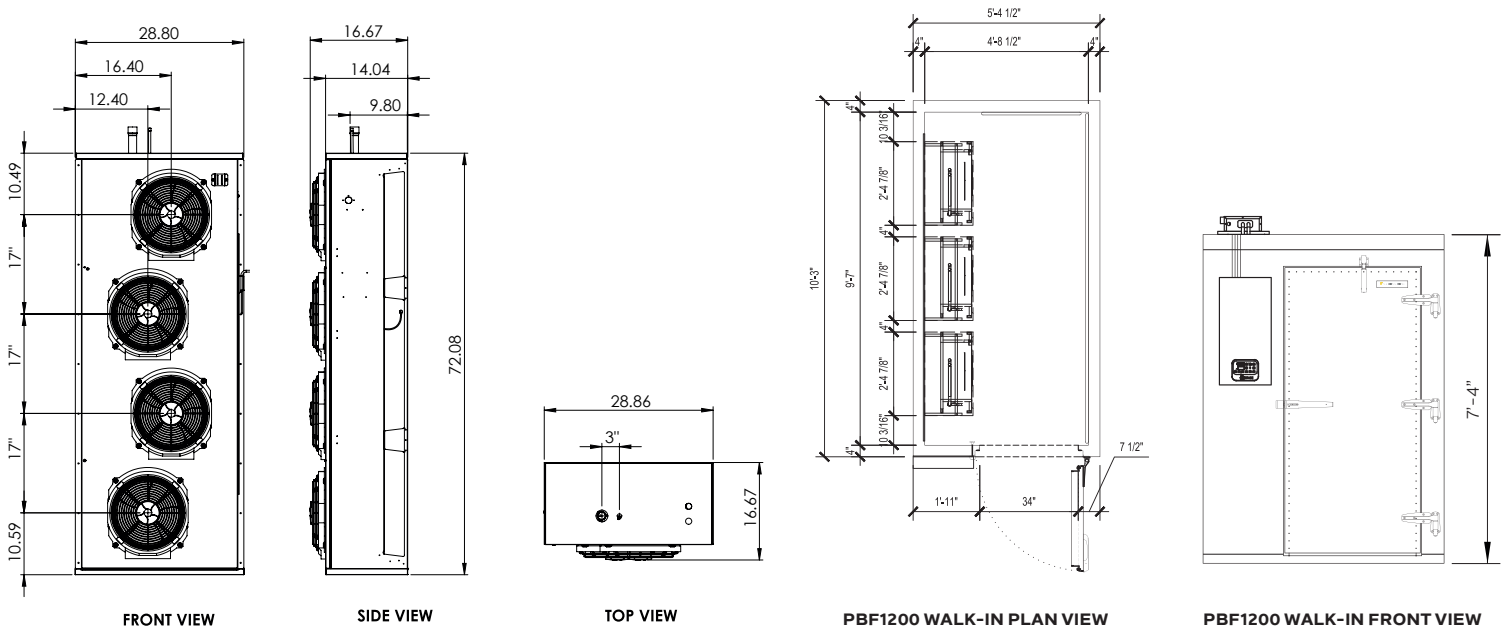
PBF-1200-R404-CU-460/3PH

Notes: Solenoid valve must be supplied by the refrigeration contractor during install.

The installation of the blast chiller/freezer and the installation of the remote condensing unit must be performed by a qualified professional. All specifications are subject to change without notice.

Note: * Performance ratings for this unit are based on exterior dimensions of 64.5" W x 123" D x 88" H. Your performance results may vary based on the interior dimensions of your unit and the characteristics of the food being processed. Contact your regional sales person for more information.

PBF-1200-TS-CAB-1DR Modular Blast Chiller & Shock Freezer



PBF1200-TS includes three evaporator coils

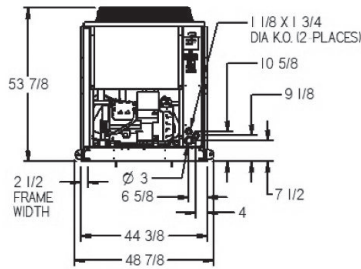
EVAPORATOR MODEL	DIMENSIONS				
	OUTSIDE			SHIPPING	
	WIDTH	DEPTH	HEIGHT	DIMENSIONS	WEIGHT
PBF1200-TS 5460	28.8"	16.67"	72.08"	81" x 41" x 19.5"	400 lbs

PBF1200 WALK-IN DIMENSIONS (ins)		
WIDTH	DEPTH	HEIGHT
64.5	123	88

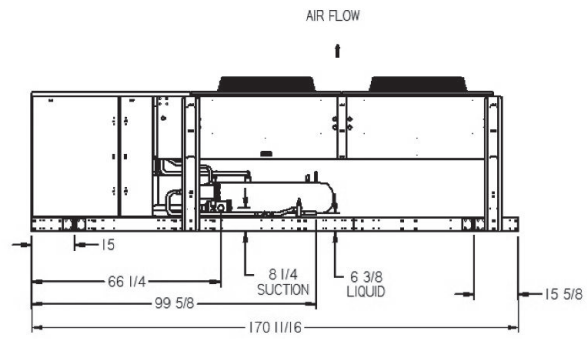
MAXIMUM LOAD PER CYCLE		ELECTRICAL DATA					REFRIGERATION DATA		
Chill	Freeze	Volts	Hz	Phase	Amps	Circuit Amps	Refrigerant	Suction Line	Liquid Line
1200 lbs	720 lbs	208-240	60	1	18.6	30	R448A	1.38	0.38

**OUTDOOR
REMOTE CONDENSING UNIT**
PBF-1200-R448-CU-208/230
P/N 5917
SOLD SEPARATELY

All dimensions in inches



SIDE VIEW



BACK VIEW

ELECTRICAL DATA – SUPPLY 3 PH/208-240 V/60 Hz											
Compressor(s)					Fan Motor(s)						
RLA	LRA	Qty.	Hp	FLA	Defrost Type	High or Low Amps	Contactors	MCA	MOPD	Evap. Fan Amps	Defrost Heater Amps
72.4	458	2	N/A	7	Air Defrost	N/A	N/A	97.5	150	N/A	N/A

UNIT SPECIFICATIONS									
Refrigerant	Connections (ins)		Receiver 90% Full (lbs)		Fan Blade(s) Dia. (ins)	Sound Data (dB)	Approx. Net Weight (lbs)	Shipping Weight (lbs)	Shipping Dims. (ins) L x W x H
	Liquid Line	Suction	Standard	Oversized					
R448A	1.125	2.125	123	N/A	30	N/A	1870	2198	170.70 x 49.60 x 54.60

Notes: Solenoid valve must be supplied by the refrigeration contractor during install.

The installation of the blast chiller/freezer and the installation of the remote condensing unit must be performed by a qualified professional.
All specifications are subject to change without notice.



CROWNTONKA® ICS® LOTEMP DOORS® PREPRITE® SMARTRITE® THERMALRITE®

Proud to be family-owned.

